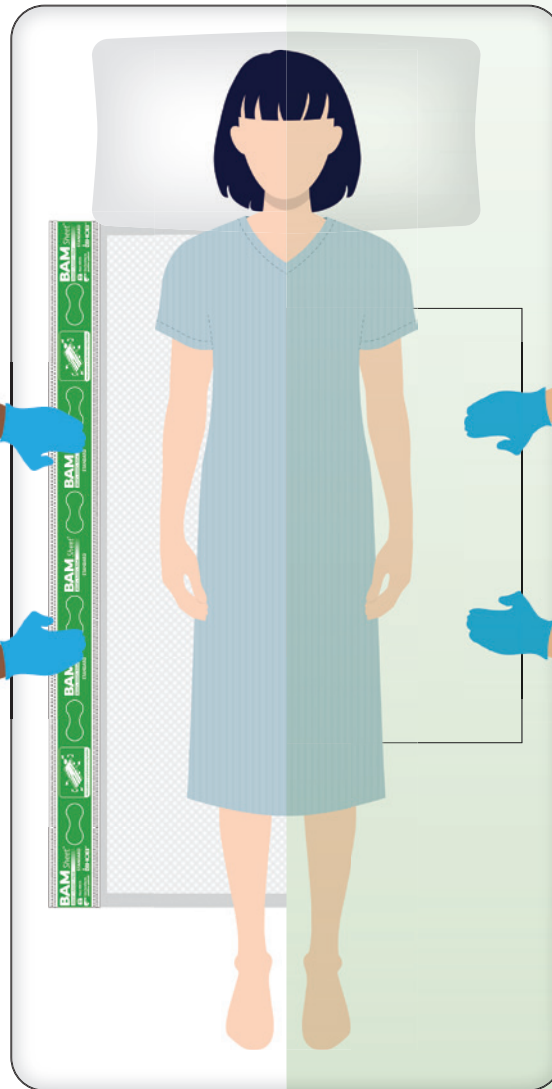
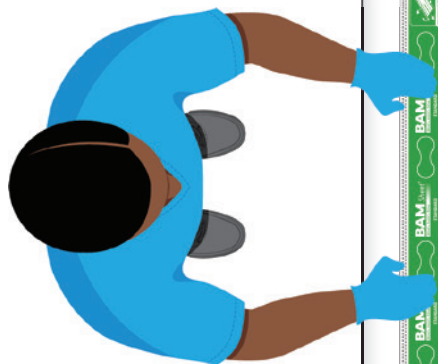


Moving patients is difficult. The BAM Sheet® makes it easy and safe for staff to move patients while continuing to provide optimal care.

## BAM Sheet


### Support Body Mechanics

- Low Friction Backing
- Reinforced Handles
- 68% force reduction when initiating lateral transfers<sup>1</sup>



## Draw Sheets May

- Increase staff effort
- Affect body mechanics
- Increase risk of staff injury



## Simple Instructions

- Side Stripes with product instructions

>95%

of clinicians agree BAM Sheet® provides optimal support to patients during boosting, turning and lateral transfers<sup>2</sup>

0

clinician injuries were reported while repositioning patients with BAM Sheet®<sup>2</sup>

>80%

of clinicians preferred BAM Sheet® over their current turning and repositioning method<sup>2</sup>

# Ready When You Are. There When You Need It.

Placing and changing multiple layers can disrupt workflow.

The BAM Sheet® is a single layer design that reduces the need for multiple products.

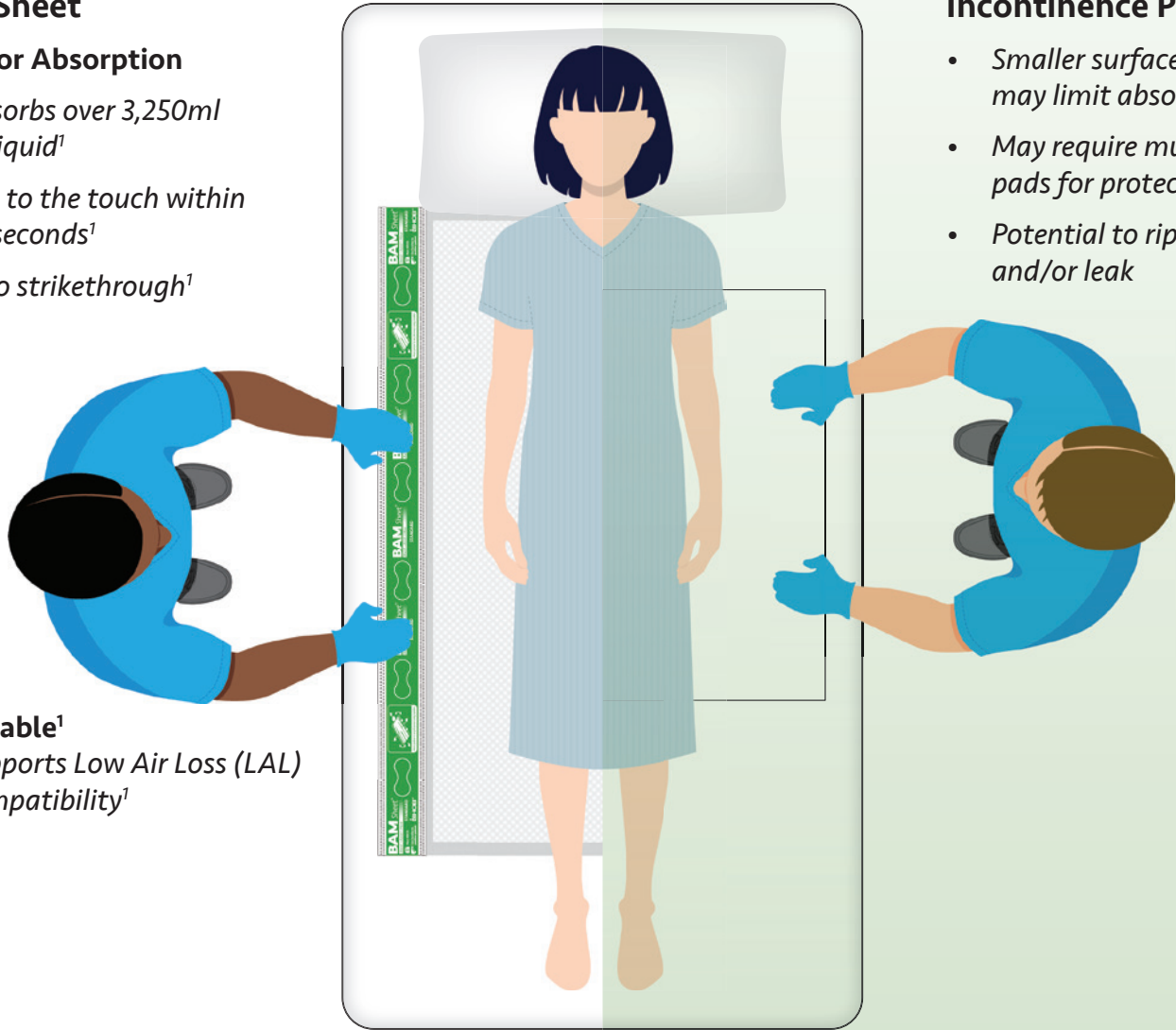
## BAM Sheet

### Superior Absorption

- Absorbs over 3,250ml of liquid<sup>1</sup>
- Dry to the touch within 39 seconds<sup>1</sup>
- Zero strikethrough<sup>1</sup>

### Breathable<sup>1</sup>

- Supports Low Air Loss (LAL) compatibility<sup>1</sup>



## Incontinence Pads

- Smaller surface area may limit absorption
- May require multiple pads for protection
- Potential to rip, tear and/or leak

Description	Product Code	Size	Case Qty.	Wgt. Limit	Warranty
Standard BAM Sheet®	A0154A20	41" x 56"	20	400 lbs	-
XL BAM Sheet®	A0158A20	44" x 70"	20	600 lbs	-
Small Covered Wedge	PPATRPSMWDG6	16" x 10.75" x 9.25"	3 Pairs (6)	-	30 days
Standard Covered Wedge	PPATRWDG6	19" x 11" x 9.5"	3 Pairs (6)	-	30 days
XL Covered Wedge	PPATRPXLWDG4	19" x 15" x 13"	2 Pairs (4)	-	30 days

References: 1.) Internal data on file. 2.) Pre-market validation survey data on file.

